

25/30/32/35B-X

5,000 / 6,000 / 6,400 / 7,000 lbs capacities

Electric · Pneumatic Tire

HYUNDAI

MATERIAL HANDLING

NO ONE DELIVERS MORE

MORE PRODUCTIVITY.
MORE INNOVATIONS.
EVERYTHING YOU NEED
TO DO MORE FOR LESS.



Get more of what you're looking for: THE B-X SERIES FROM HYUNDAI

The B-X Series brings forklift owners a new level of performance, convenience, and value. At the heart of the B-X Series is a design that dramatically reduces energy consumption to cut the cost of ownership. But throughout these rugged machines are innovative features that improve reliability, simplify servicing, enhance safety, and offer a level of operator comfort unsurpassed in the industry.

Greater durability. Improved stability. Superior ergonomics. The new B-X Series is engineered to raise the productivity of your entire operation as it saves you money — shift after shift, year after year.



DEEP DROP DESIGN IMPROVES VEHICLE STABILITY

In this design, the battery is located between the front and rear wheels creating a low center of gravity and acting as a balancing element enhancing driving safety and stability especially when handling elevated loads. Other safety features include:

- Hill assist control
- Operator Presence Sensing System (OPSS)
- Optional travel speed limiter
- Customizable maximum travel speed settings

MULTIFUNCTION CLUSTER OPTIMIZES PERFORMANCE

This advanced digital system clearly displays essential operational information in real time. It also includes buttons for easy setting of travel speed and most operating speeds to match work conditions. You'll find innovations everywhere:

- Onboard diagnostics, data logging, safety features, and maintenance tracking keep operators and technicians informed
- Speed, direction and operating hours are clearly shown
- Load weight indicator with overload warning system



RUGGED, ENERGY-EFFICIENT DEDICATED DRIVE AXLE

The unique design of this dedicated drive axle for the single drive motor offers low resistance and reduced noise generation. The result? Dramatically improved energy efficiency and the lowest level of driving noise in its class for lower operating costs with enhanced operator comfort. It also includes a wet disc brake for reduced maintenance and greater reliability.



OPTIONAL CAB WITH ADVANCED A/C AND HEATER SYSTEMS

The B-X is available with an ergonomically focused cab. For maximum operator comfort and productivity in all work environments, you can configure the cab with a top-of-the-line heater that supplies warm air separately to the operator's upper and lower body, or an AC with four air outlets that diffuse cool air all around the cabin, or both.



HIGH-PERFORMANCE LITHIUM-ION BATTERY

The optional Li-ion battery features rapid charging in just 2 hours and delivers outstanding performance with a lower cost of ownership. It requires no daily maintenance and eliminates the need to swap batteries at shift changes. Highly efficient, Li-ion batteries offer up to 15% savings on electric bills, while delivering fast lifting and travel speeds.

HiMATE



HI-MATE MANAGEMENT SYSTEM

Hi-Mate is one of the industry's most advanced remote management systems. With continuous data collection, Hi-Mate delivers more communication, control, and ability to track, monitor, maintain, and manage your forklift fleet. It is the proven way to efficiently coordinate both your equipment and human resources.

The B-X Series brings you even more advantages.

- Optional auto-tilting feature stops forks at a position parallel to the ground enhancing safety and efficiency when loading and unloading pallets from racks at high elevations
- Optional rear grip bar with horn allows the driver to maintain a stable, convenient posture during rear driving
- LED headlamp, rear work lamp, and combination lamp provide higher visibility than conventional lamps and offers semi-permanent service life
- State-of-the-art hydraulic control system matches the output of the hydraulic motor to the action required delivering greater reliability with minimal maintenance
- The steering wheel has been reduced by over 1.5" for simpler, smoother operation
- Hill assist control prevents rolling back after coming to a stop on inclines or declines
- OPSS restricts driving, lifting, and tilting whenever the operator leaves the driver's seat
- Password setting system protects the machine from unsupervised use and theft
- Optional seatbelt interlock stops the forklift if the seatbelt is not fastened
- Curtis Controller with a unique cooling system for greater reliability and power system failure self-diagnostics
- Simplified side battery replacement & convenient battery charging

Specifications

Identification

				Hyundai			
Manufacturer				25B-X	30B-X	32B-X	35B-X
Manufacturer's Type Designation				25B-X	30B-X	32B-X	35B-X
1.1	Drive: Electric (Battery or Mains), Diesel, Petrol, Fuel Gas, Manual			Electric-48V	Electric-48V	Electric-48V	Electric-48V
1.2	Type of Operation : Hand, Pedestrian, Standing, Seated, Order-Picker			Seated	seated	seated	seated
1.3	Load Capacity / Rated Load	Q	lb	5,000	6,000	6,400	7,000
1.4	Load Center Distance	c	in	24	24	24	24
1.5	Load Distance, Center of Front Axle to Fork	x	in	19.5	19.5	19.5	19.5
1.6	Wheelbase	y	in	62	65	65	65

Weights

2.1	Service Weight		lb	10,362	11,330	11,771	12,317
2.2	Axle Loading, Loaded Front/Rear		lb	13,940/1,870	15,620/2,103	16,559/2,267	17,522/2,511
2.3	Axle Loading, Unloaded Front/Rear		lb	5,035/5,329	5,329/6,003	5,346/6,424	5,258/7,059

Wheels, Chassis

3.1	Tires: Solid Rubber(V), Superelastic(SE), Pneumatic(P), Polyurethane(PE)			P, SE	P, SE	P, SE	P, SE
3.2	Tires Size, Front (ø x Width)			28x9-15	28x9-15	28x9-15	28x9-15
3.3	Tires Size, Rear (ø x Width)			18x7-8	18x7-8	18x7-8	18x7-8
3.5	Wheels, Number Front Rear (x=Driven Wheels)			2x/2	2x/2	2x/2	2x/2
3.6	Track Width, Front	b10	in	40	40	40	40
3.7	Track Width, Rear	b11	in	39	39	39	39

Basic Dimensions

4.1	Mast/Fork Carriage Tilt Forward / Backward		deg	6/10	6/10	6/10	6/10
4.2	Lowered Mast Height	h1	in	86	86	86	86
4.3	Free Lift	h2	in	6	6	6	6
4.4	Lift Height	h3	in	130	130	130	130
4.5	Extended Mast Height	h4	in	177	177	177	177
4.7	Overhead Load Guard (Cab) Height	h5	in	85	85	85	85
4.8	Seat Height / Standing Height	h7	in	47	47	47	47
4.12	Coupling Height	h10	in	18	18	18	18
4.19	Overall Length	l1	in	134	134	134	134
4.20	Length to Face of Forks	l2	in	92.5	95	97	99
4.21	Overall Width	b1	in	48	48	48	48
4.22	Fork Dimensions	L x W x H	in	2x4x41	2x4x41	2x4x41	2x4x41
4.23	Fork Carriage ISO 2328, Class / Type A,B			II/A	III/A	III/A	III/A
4.24	Fork-Carriage Width	b3	in	43	43	43	43
4.31	Ground Clearance, Loaded, Under Mast	m1	in	5	5	5	5
4.32	Ground Clearance, Center of Wheelbase	m2	in	6	6	6	6
4.34.1	Aisle Width for Pallets 1000x1200 Crossways	Ast	in	147	150	152	153
4.34.2	Aisle Width for Pallets 800x1200 Lengthways	Ast	in	155	158	160	161
4.35	Turning Radius	Wa	in	82	84	86	88

Performance Data

5.1	Travel Speed, Loaded / Unloaded(48v)		mph	10/11	10/11	10/11	10/11
5.2	Lift Speed, Loaded / Unloaded(48v)		in/s	14/24	13/24	12/20	11/20
5.3	Lowering Speed, Loaded / Unloaded		in/s	24/24	24/24	24/24	24/24
5.6	Max. Drawbar Pull, Loaded / Unloaded S2 5min		LBF	2,867 / 3,103	2,614 / 2,830	3,595 / 2,821	2,544 / 2,873
5.8	Max. Gradient Performance, Loaded / Unloaded S2 5min		%	18.5	15.5	14.5	12.5
5.10	Service Brake			hydr.	hydr.	hydr.	hydr.

Motor & Battery

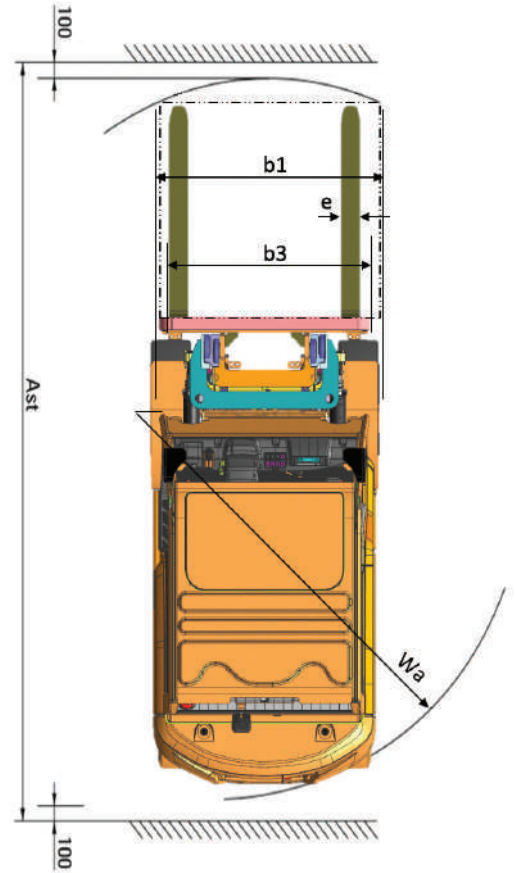
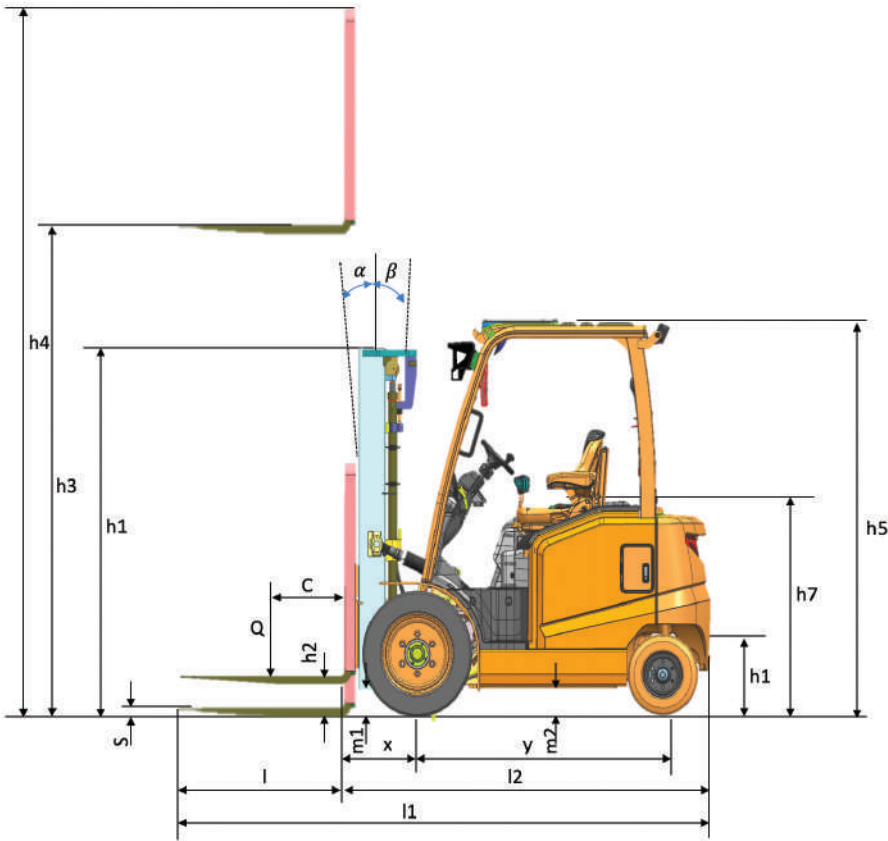
6.1	Drive Motor Rating S2 60min (48v)		kW	14.0	14.0	14.0	14.0
6.2	Lift Motor Rating at S3 20%(S2 10min) (48v)		kW	15.0	15.0	15.0	15.0
6.4	Battery Voltage, Nominal Capacity K5 (Option)		V/Ah	48 / 600(721)	48 / 700(841)	48 / 700(841)	48 / 700(841)
6.5	Battery Compartment*	L x W x H	in	38.5 x 18.34 x 29.9	37.01 x 21.06 x 29.9	37.01 x 21.06 x 29.9	37.01 x 21.06 x 29.9
6.6	Battery Weight		lb	2,204	2,535	2,535	2,535
6.7	Energy Consumption Acc. to VDI Cycle		kWh/h	7.3	8.4	8.9	9.6

Additional Data

8.1	Type of Drive Control			AC	AC	AC	AC
8.2	Operating Pressure for Attachments		bar	190/130	190/130	190/130	190/130
8.4	Sound Level at Driver's Ear According to DIN 12053		dB(A)	70.5	70.5	70.5	70.5

*In this case the Length = the dimension from the left side of the rear counterweight to the right.
The Width = the dimension from the rear of the truck to the forks.

Dimensions

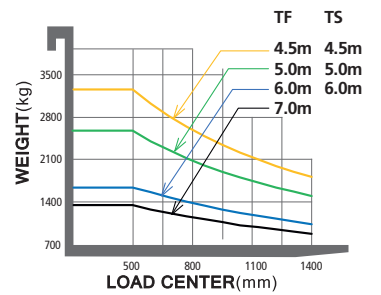
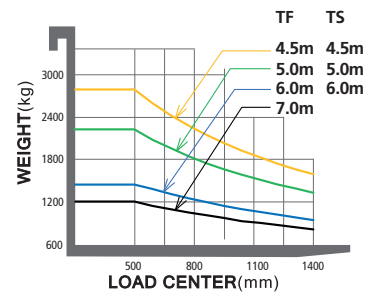
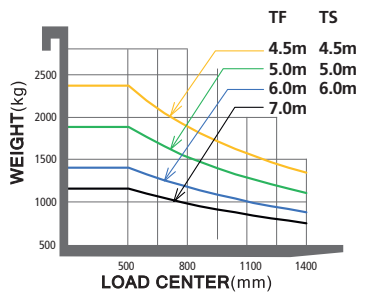
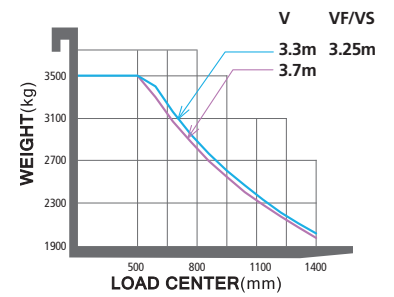
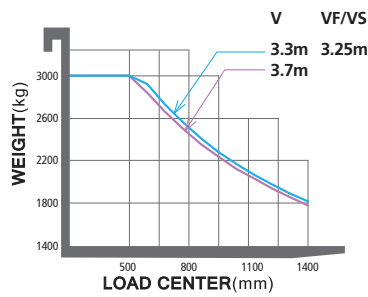
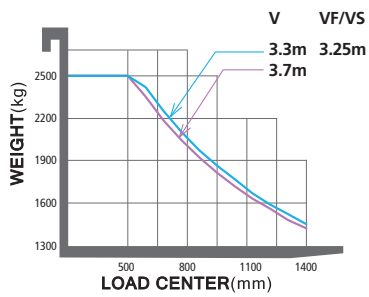


Load Capacity

25B-X

30B-X

35B-X



25B-X

Mast Type		Maximum Fork Height	Overall Height (Lowered)	Free Lift Height			Tilt Angle		Load capacity without Side shift	Load capacity with Integral Side Shift	Truck Weight (Unloaded)
				With Load Backrest	Without Load Backrest	Without Load Backrest 3/4-SPOOL	Fwd	Bwd	24n LC	24n LC	
							deg	deg			
		in	in	in	in	in					
2 Stage Limited Free Lift	V300	118	80	6	6	6	6	10	5,512	5,512	9,998
	V330	130	86	6	6	6	6	10	5,512	5,512	10,042
	V350	138	90	6	6	6	6	10	5,512	5,512	10,080
	V370	146	96	6	6	6	6	10	5,512	5,512	10,128
	V400	158	102	6	6	6	6	10	5,512	5,115	10,194
V450	177	113	6	6	6	6	6	5,115	4,872	10,375	
2 Stage Full Free Lift	VF/ VF325	129	86	60	60	60	6	6	5,512	5,512	10,117
3 Stage Full Free Lift	TF430	169	80	33	54	50	6	6	5,313	4,916	8,877
	TF450	177	84	37	58	56	6	6	5,225	4,850	10,383
	TF470	185	86	39	60	56	6	6	5,137	4,762	10,412
	TF500	197	90	43	64	60	6	6	4,145	3,814	10,461
	TF550	217	98	51	72	70	6	6	3,417	3,131	10,549
	TF600	236	106	59	80	78	6	6	3,086	2,822	10,069
	TF650	256	113	67	80	75	3	3	2,976	2,712	10,794
	TF700	276	121	75	88	83	3	3	2,535	2,314	10,878
	TS430	169	80	33	54	45	6	6	5,313	4,916	8,877
	TS450	177	84	58	58	53	6	6	5,225	4,850	10,383
	TS470	185	86	60	60	51	6	6	5,137	4,762	10,412
	TS500	197	90	64	64	55	6	6	4,145	3,814	10,461
	TS550	217	98	72	72	67	6	6	3,417	3,131	10,549
TS600	236	106	80	80	75	6	6	3,086	2,822	10,069	
4 Stage Full Free Lift	QF610	241	85	39	56	56	3	3	3,638	3,351	11,226
	QF700	276	97	50	67	67	3	3		2,205	11,424

30B-X

Mast Type		Maximum Fork Height	Overall Height (Lowered)	Free Lift Height			Tilt Angle		Load Capacity without Side Shift	Load Capacity with Integral Side Shift	Truck Weight (Unloaded)
				With Load Backrest	Without Load Backrest	Without Load Backrest 3/4-SPOOL	Fwd	Bwd	24n LC	24n LC	
							deg	deg			
		in	in	in	in	in					
2 Stage Limited Free Lift	V300	118	80	6	6	6	6	10	6,614	6,614	10,961
	V330	130	86	6	6	6	6	10	6,614	6,614	11,005
	V350	138	90	6	6	6	6	10	6,614	6,614	11,045
	V370	146	96	6	6	6	6	10	6,614	6,107	11,095
	V400	158	102	6	6	6	6	10	6,614	6,107	11,164
V450	177	113	6	6	6	6	6	6,327	5,842	11,329	
2 Stage Full Free Lift	VF/ VF325	129	86	60	60	60	6	6	6,614	6,614	11,181
3 Stage Full Free Lift	TF430	169	80	33	54	50	6	6	5,313	4,916	11,448
	TF450	177	84	37	58	56	6	6	5,225	4,850	11,505
	TF470	185	86	39	60	56	6	6	5,137	4,762	11,536
	TF500	197	90	43	64	60	6	6	4,145	3,814	11,585
	TF550	217	98	51	72	70	6	6	3,417	3,131	11,682
	TF600	236	106	59	80	78	6	6	3,086	2,822	11,836
	TF650	256	113	67	80	75	3	3	2,976	2,712	11,949
	TF700	276	121	75	88	83	3	3	2,535	2,314	12,046
	TS430	169	80	33	54	45	6	6	5,313	4,916	11,448
	TS450	177	84	58	58	53	6	6	5,225	4,850	11,505
	TS470	185	86	60	60	51	6	6	5,137	4,762	11,536
	TS500	197	90	64	64	55	6	6	4,145	3,814	11,585
	TS550	217	98	72	72	67	6	6	3,417	3,131	11,682
TS600	236	106	80	80	75	6	6	3,086	2,822	11,836	
4 Stage Full Free Lift	QF610	241	85	39	56	56	3	3	3,478	3,417	12,248
	QF700	276	97	50	67	67	3	3	2,646	2,381	12,447

35B-X

Mast Type	Maximum Fork Height	Overall Height (Lowered)	Free Lift Height			Tilt Angle		Load Capacity without Side Shift	Load Capacity with Integral Side Shift	Truck Weight (Unloaded)	
			With Load Backrest	Without Load Backrest	Without Load Backrest 3/4-SPOOL	Fwd	Bwd	24n LC	24n LC		
						deg	deg				lb
in	in	in	in	in	in	deg	deg	lb	lb	lb	
2 Stage Limited Free Lift	V300	118	80	6	6	6	6	10	7,716	7,716	11940.2361
	V330	130	86	6	6	6	6	10	7,716	7,716	11990.9424
	V350	138	90	6	6	6	6	10	7,716	7,716	12026.2164
	V370	146	96	6	6	6	6	10	7,716	7,716	12079.1273
	V400	158	102	6	6	6	6	10	7,716	7142.97729	12149.6753
	V450	177	113	6	6	6	6	6	7363.43956	6812.2839	12319.4312
2 Stage Full Free Lift	VF/ VF325	129	86	60	60	60	6	6	7,716	7,716	12,200
3 Stage Full Free Lift	TF430	169	83	37	52	52	6	6	11,713	10,838	12,531
	TF450	177	87	41	56	56	6	6	7,231	6,680	12,580
	TF470	185	93	43	58	58	6	6	7,121	6,570	12,608
	TF500	197	96	46	62	62	6	6	5,842	5,379	12,659
	TF550	217	93	54	69	69	6	6	5,247	4,828	12,756
	TF600	236	108	62	77	77	6	6	3,748	3,417	12,915
	TF650	256	116	70	85	81	3	3	3,505	3,175	13,023
	TF700	276	124	77	93	89	3	3	2,976	2,690	13,111
	TS430	169	83	37	52	52	6	6	11,713	10,838	12,531
	TS450	177	87	41	56	56	6	6	7,231	6,680	12,580
	TS470	185	93	43	58	58	6	6	7,121	6,570	12,608
	TS500	197	96	46	62	62	6	6	5,842	5,379	12,659
	TS550	217	93	54	69	69	6	6	5,247	4,828	12,756
	TS600	236	108	62	77	77	6	6	3,748	3,417	12,915
4 Stage Full Free Lift	QF610	241	87	41	567	57	3	3	4232.87543	3880.13581	13192.4618
	QF700	276	99	53	69	69	3	3	3108.5179	2821.91696	13393.0824

Standard & Optional Features

		Details	25B-X	30B-X	32B-X	35B-X			Details	25B-X	30B-X	32B-X	35B-X	
OPERATOR'S COMPARTMENT	OHG	Overhead Guard (height 2,175mm)	●	●	●	●	HYDRAULIC	MCV & Hoses	3 Spool MCV	●	●	●	●	
		Overhead Guard + Raincover	○	○	○	○			4 Spool MCV	○	○	○	○	
	Cabin	Partial Cabin (Top, Front, Rear, Wiper)	○	○	○	○		Hyd Oil	Attached Piping for all MCVs & Masts	○	○	○	○	
		2 Door Cabin	○	○	○	○			VG 68 Oil for Tropical Area	○	○	○	○	
	A/C	A/C, Heater	○	○	○	○		TIRE	Tires	Solid Pneumatic Tire	●	●	●	●
			○	○	○	○				Solid Pneumatic, Non-marking Tire	○	○	○	○
	Seat	Non Suspension Seat Non Suspension Seat + Arm Rest + Orange Belt + OPSS Full Suspension Seat + Arm Rest + Orange Belt + OPSS Full Suspension Seat + Arm Rest + Orange Belt + OPSS + heat Full Suspension Seat + Arm Rest + Orange Belt + OPSS + heat & backrest Speed Limit	●	●	●	●		VISIBILITY	Lamp	Front LED Lamp	●	●	●	●
			○	○	○	○				Front & Rear LED Lamp	○	○	○	○
			○	○	○	○				Blue Spot	○	○	○	○
			Mirror	Panorama Mirror	●	●			●	●	Camera	Rear Camera	○	○
Side LH/RH & Panorama Mirror				○	○	○	○		Front & Rear Camera	○		○	○	○
Lever			Manual Lever Fingertip Lever	●	●	●	●		CONVENIENCE	—	Accumulator	○	○	○
	○	○		○	○	SASA Steering System	●	●			●	●		
Mast	2 Stage Standard Mast(3,300mm) 2 Stage V/VF Mast, 3 Stage TF/TS Mast	●	●	●	●	Wet Disc Brake System	●	●			●	●		
		○	○	○	○	Knob-Switch with Direction & Horn	○	○			○	○		
Fork	41" Fork 35.4" - 43.4" Fork	●	●	●	●	Auto Tilt	○	○			○	○		
		○	○	○	○	Load Sensor	○	○			○	○		
Carriage	Carriage (43.4"/Hook Type)	●	●	●	●	Quick Coupler	○	○			○	○		
		○	○	○	○	Hi-Mate (Fleet Management System)	○	○			○	○		
Attachment	Side Shift Fork Positioner - Synchronized, Independent	○	○	○	○	SAFETY	—	OPSS - Travel & Mast			●	●	●	●
		○	○	○	○			Seatbelt Interlock			○	○	○	○
Battery	Lead Acid - 25B-X 600Ah, 30/32/35B-X 700Ah Lead Acid - 25B-X 720Ah, 30/32/35B-X 840Ah Li-ion - 25B-X 500Ah, 30/32/35B-X 600Ah	○	○	○	○			Rear Horn	○	○	○	○		
		●	●	●	●			Limited Travel Speed when Driving with Elevated Load	○	○	○	○		
		○	○	○	○			Extinguisher	○	○	○	○		
Charger	Lead Acid - 3P 220/380V,50/60Hz, 440V,50/60Hz, 400/410/415V,50/60Hz Li-ion - 3P 400V,50/60Hz	○	○	○	○			Safety Speed Lock	○	○	○	○		
		○	○	○	○									
Trolley	Battery Trolley	○	○	○	○									

● STD / ○ OPT

**NO ONE
DELIVERS MORE**



6100 Atlantic Blvd.
Norcross, GA 30071
hyundaiforkliftamericas.com

678-823-7777